



Nomenclature

Ronald C. Petersen, PhD, MD
Mayo Clinic
Rochester, MN

Angela Taylor
Lewy Body Dementia Association

Advisory Council for the National Plan
Washington, DC
January 25, 2021



Foundation for Medical Education and Research | slide-69



Nomenclature Initiative

Progress on initiative

Asymptomatic people with biomarkers

©2020 Mayo Foundation for Medical Education and Research | slide-70



Nomenclature Initiative

Progress on initiative

Asymptomatic people with biomarkers

©2020 Mayo Foundation for Medical Education and Research | slide-71

Nomenclature Words Matter

- Nomenclature issues very important
- Cut across all spheres of investigation
 - Science/Research
 - Clinical Care
 - Public Stakeholders
 - Government agencies
 - Advocacy groups
 - Research participants
 - Under-represented groups

72



© Mayo Foundation for Medical Education and Research | slide-72

Confusion in the field on terminology

- Alzheimer's Disease
- Frontotemporal Degeneration
- Dementia with Lewy Bodies
- Vascular cognitive impairment-dementia
- Mixed dementias

©2020 Mayo Foundation for Medical Education and Research | slide-73



Working Groups

Research: Sandy Weintraub, PhD, NW University

Clinical: Marwan Sabbagh, MD, Cleveland Clinic, Las Vegas

Public Stakeholders: Jason Karlawish, MD, U of Pennsylvania

Facilitator: RAND Corporation

©2020 Mayo Foundation for Medical Education and Research | slide-74

Nomenclature Implications for Research

- **Science/Research:** Must be precise
- **Clinicians:** Must translate science to patients and vice versa
- **Public stakeholders:** Stigma, willingness to participate in research
 - Sensitivity in under-represented groups

75

©2020 Mayo Foundation for Medical Education and Research | slide-75

NOMENCLATURE FRAMEWORK

Level 1: Umbrella term for neurological disorders causing cognitive impairment and dementia

Each Working Group recommends an umbrella term

Level 2: Age of onset

- e.g.,
- Over/under 60
 - Mid-life, late-life, oldest old
 - Young onset, late onset

Level 3: Continuum of cognitive impairment from none to severe (aka dementia)

- e.g.,
- None, slight, mild, moderate severe
 - Stage 0-5
 - None, MCI, mild, moderate, severe dementia
 - mid/major neurocognitive disorder

Level 4: Syndromic description

Descriptive, with cognitive and behavioral domains; underlying etiology not specified. May include adjectives (memory, language, executive, behavioral) and noun (disorder, spectrum, continuum) or combinations

Level 5: Neuropathologies

- e.g.,
- amyloid
 - tau
 - alpha synuclein
 - TDP-43
 - vascular

©2020 MP/NER | WF68219-76



Nomenclature Initiative


Progress on initiative

Asymptomatic people with biomarkers

Old Conception of Alzheimer's Disease

Cognitively Normal

Dementia



NINCDS-ADRDA Criteria 1984

views & reviews

Article abstract—Clinical criteria for the diagnosis of Alzheimer's disease include insidious onset and progressive impairment of memory and other cognitive functions. There are no motor, sensory, or coordination deficits early in the disease. The diagnosis cannot be determined by laboratory tests. These tests are important primarily in identifying other possible causes of dementia that must be excluded before the diagnosis of Alzheimer's disease may be made with confidence. Neuropsychological tests provide confirmatory evidence of the diagnosis of dementia and help to assess the course and response to therapy. The criteria proposed are intended to serve as a guide for the diagnosis of probable, possible, and definite Alzheimer's disease; these criteria will be revised as more definitive information becomes available.

Clinical diagnosis of Alzheimer's disease: Report of the NINCDS-ADRDA Work Group* under the auspices of Department of Health and Human Services Task Force on Alzheimer's Disease

Guy McKhann, MD; David Drachman, MD; Marshall Folstein, MD; Robert Katzman, MD; Donald Price, MD; and Emanuel M. Stadlan, MD

Alzheimer's disease is a brain disorder characterized by a progressive dementia that occurs in middle or late life. The pathologic characteristics are degeneration of specific nerve cells, presence of neuritic plaques, and neurofibrillary tangles. Alterations in transmitter-specific markers include forebrain cholinergic systems, and, in some cases, noradrenergic and serotonergic systems that innervate the telencephalon.

A Work Group on the Diagnosis of Alzheimer's Disease was established by the National Institutes of Neurological and Communicative Disorders and Stroke (NINCDS) and the Alzheimer's Disease and Related Disorders Association (ADRDA). The group intended to establish and to describe clinical criteria for the diagnosis of Alzheimer's disease of particular importance for research protocols and to describe approaches that would be useful for assessing the natural history of the disease. The need to refine clinical diagnostic criteria has been emphasized because 20% or more of cases with the clinical diagnosis of Alzheimer's disease are found at autopsy to have other conditions and not Alzheimer's disease. Moreover, therapeutic trials can be meaningfully compared only if uniform criteria are used for diagnosis and response to treatment.

The need for this report was suggested by the National Advisory Council of the NINCDS. The

report has been reviewed by workshop participants, representatives of the National Advisory Neurological and Communicative Disorders and Stroke Council, representatives of the ADRDA, and designated reviewers representing professional societies concerned with the diagnosis of Alzheimer's disease. (For list of professional societies and designated reviewers, see page 943.)

The report was developed by subgroups that addressed medical history, clinical examination, neuropsychological testing, and laboratory assessments; the report was then discussed in plenary session. Based on a consensus of the participants, criteria were developed to serve as a clinical basis for diagnosis. These criteria should be useful also for comparative studies of patients in different kinds of investigations, including case control studies, therapeutic trials, evaluation of new diagnostic laboratory tests, and etiopathologic correlations.

The criteria are not yet fully operational because of insufficient knowledge about the disease. The criteria are compatible with definitions in the current Diagnostic and Statistical Manual of Mental Disorders (DSM III) and in the International Classification of Diseases. These criteria must be regarded as tentative and subject to change. Additional longitudinal studies, confirmed by autopsy, are necessary to establish the validity of these criteria in com-

*For Work Group Participants and Affiliations, see page 943.

Accepted for publication March 20, 1984.

Address correspondence and reprint requests to Dr. Stadlan, 2200 Wisconsin Avenue, Federal Building, Room 701, Bethesda, MD 20705.

Alzheimer's Disease as a Clinical – Pathological Entity

Alzheimer's Disease

1984

NINCDS-ADRDA Criteria

Clinical-Pathological definition

2011

NIA-AA Criteria

Clinical syndrome with biomarkers for amyloid and neurodegeneration

2018

NIA-AA Framework

Alzheimer's disease as a biological entity
defined by positive biomarkers for amyloid and tau
Clinical Spectra Independent

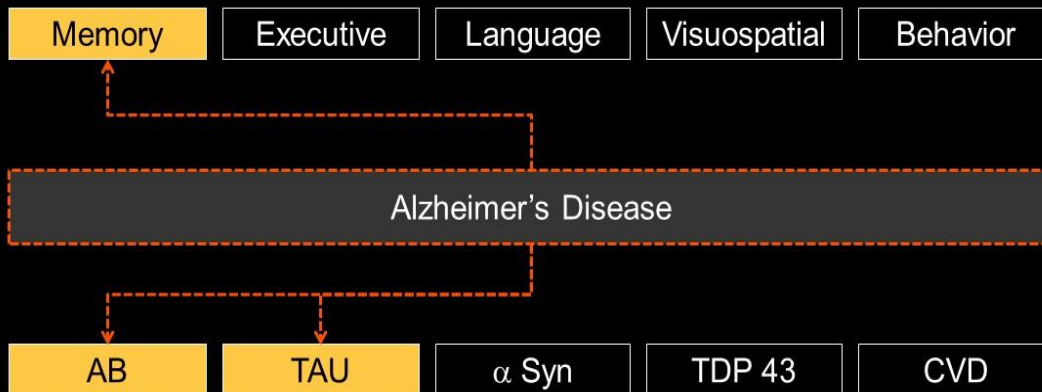
©2020 Mayo Foundation for Medical Education and Research | slide-51

SEVERITY

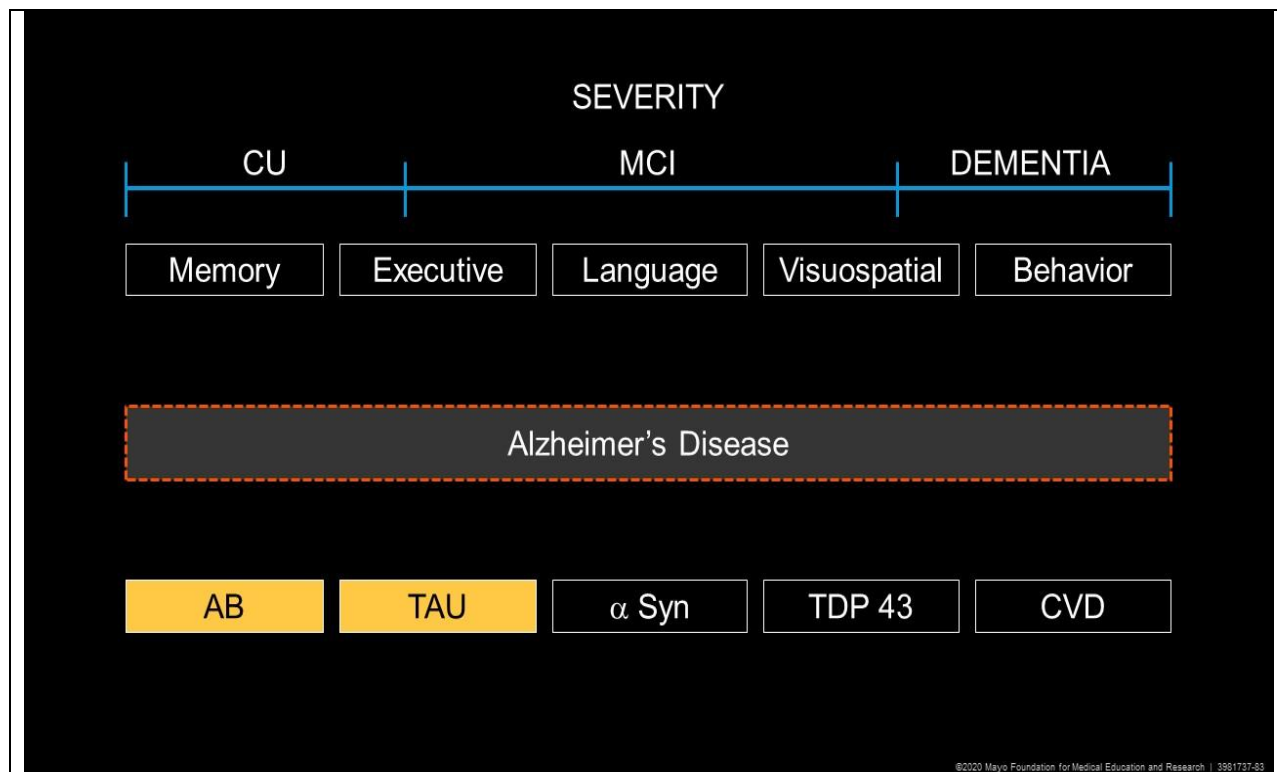
CU

MCI

DEMENTIA



©2020 Mayo Foundation for Medical Education and Research | 3561737-62



Plans for Future

Work groups continue to meet
Research/Science
Clinical practice
Public stakeholders

Present research implications to NIH at workshop on February 16, 2021

©2020 Mayo Foundation for Medical Education and Research | 3581737-54

Dementia Nomenclature Initiative Winter 2021 Workshop

Goal: Update NIH and others on dementia nomenclature initiative progress; elicit feedback on working plan.

- 1. Challenges of Current Nomenclature for Research, Clinical Care, and Public Communication**
- 2. Overview of the Dementia Nomenclature Initiative**
- 3. Report from the Research Working Group**
- 4. Working Group Updates: Clinical Care and Public Stakeholder**
- 5. Panel Discussion: Through the Lens of Health Disparities**

©2020 MFMER | WF00219-05

Thank you

Questions?



©2020 Mayo Foundation for Medical Education and Research | 3501737-00